


Help Articles

How are we able to understand the information on the “Production by Provider” report?



How are we able to understand the information on the "Production by Provider" report?

The report within "Reports / Management Reports / Daily Production By Provider" is intended for use when paying a doctor daily based on production. The report will itemize all completed procedures (aka: services/production), as well as provide any information regarding production-related adjustments (such as "Ins Agreement").

The report will not show payments or collection adjustments since these entries do not affect the dentist's production numbers.

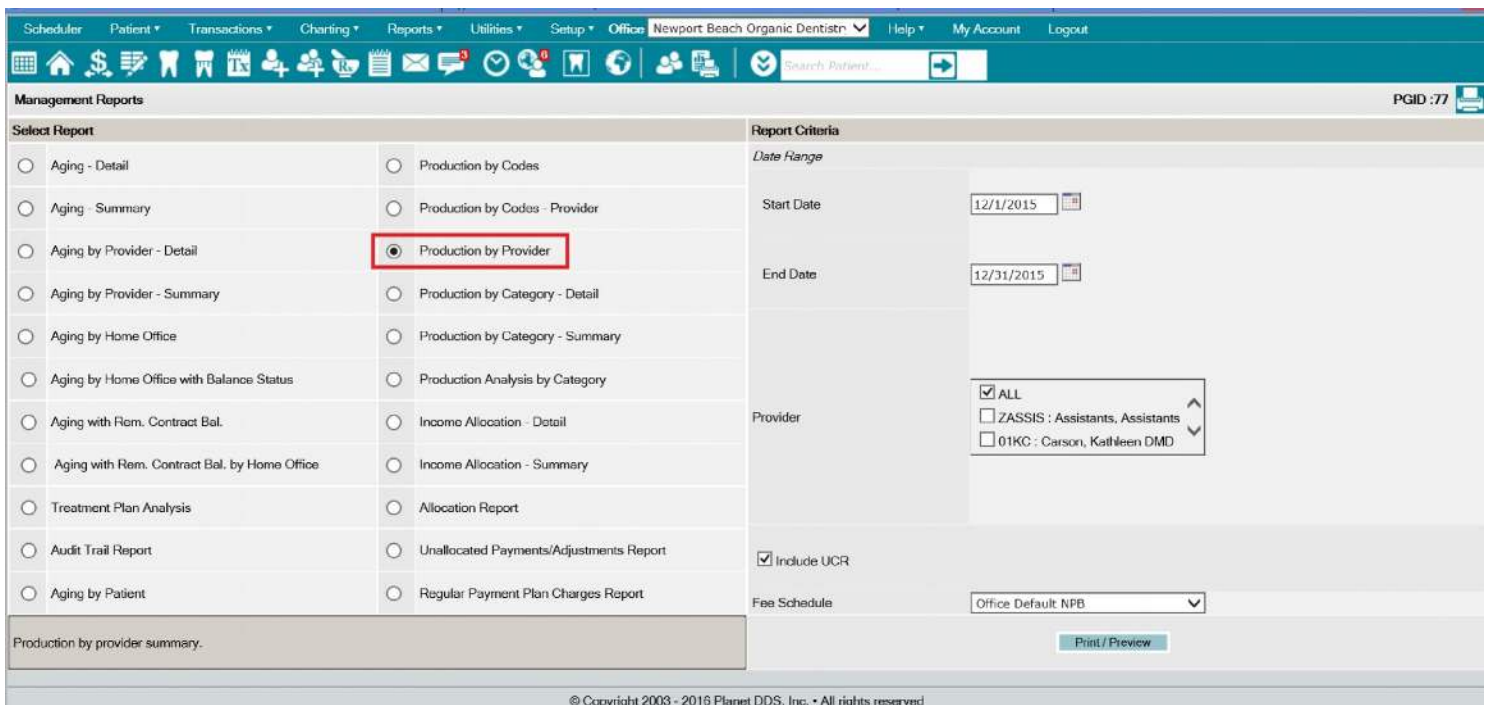
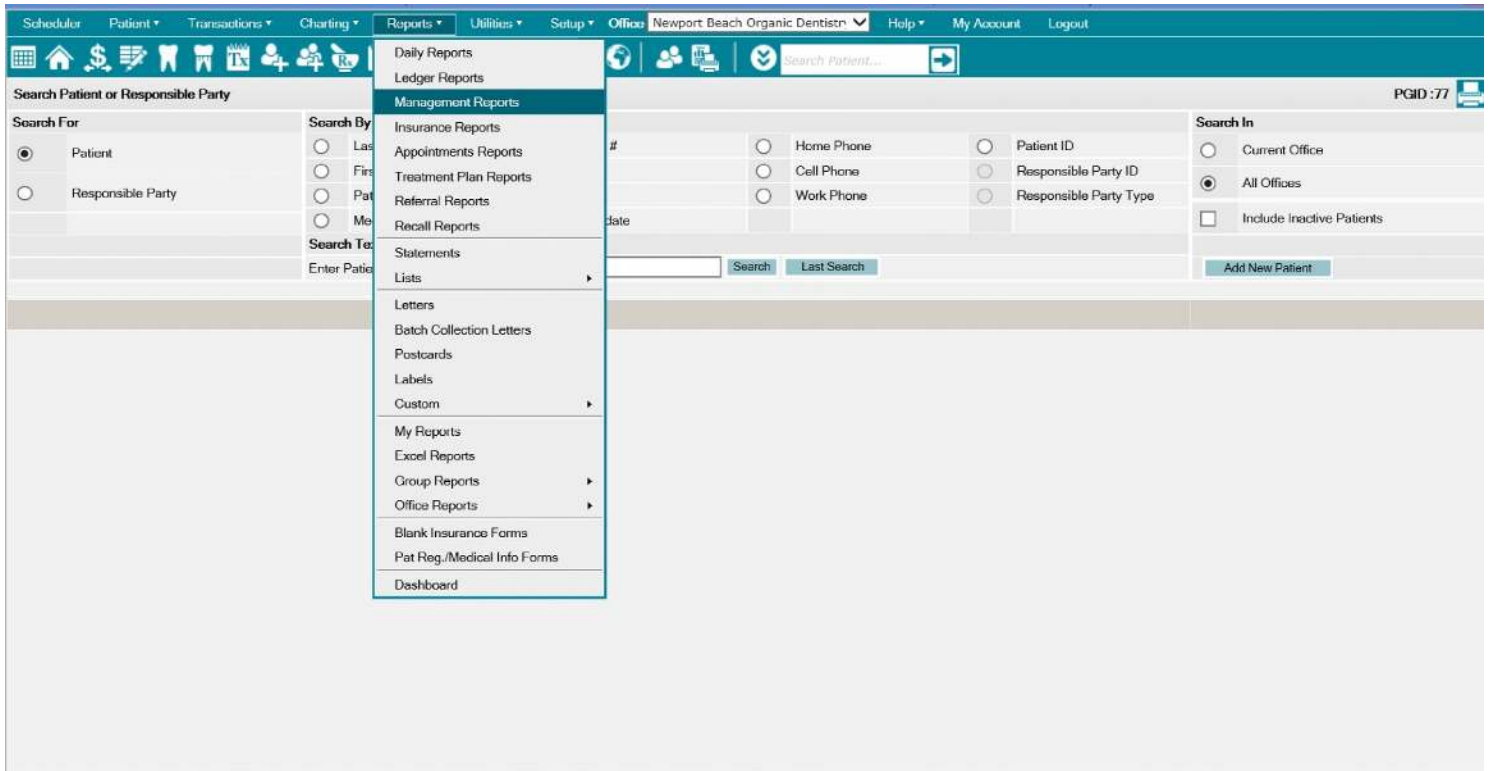
The "Production by Provider" report will reflect the provider which is credited for completing a procedure. When the posted procedure is viewed in the Ledger screen, the "provider of record" is the ID in the Prdr column. If the provider is correctly indicated for the procedure, the "Production by Provider" report will be accurate.

The "units" information is defined by the user. The unit amounts may be recorded within the DUR (Duration) field in either the Treatment Plan screen or the Transaction screen. If the user does not enter anything into the field, the default Duration units is 0.

The report is relates to completed Ledger transactions, not anticipated Scheduled production.

- #Perf = the raw count of the procedures.
- Total Dur = total duration x #Perf (dur field in ledger. Note not all procedure have dur > 0)
- Avg Dur = Total Duration/# Performed
- Eff Rate \$ = Charges \$ / the Total Duration (thus, the effective rate per unit)
- Avg \$ = "Charges \$/ #Perf

Denticon's recommends to input all planned procedures into the Treatment Plan screen, and post from the Treatment Plan. The individual Treatment Plan procedure may be edited in order to indicate desired time information within the "Duration" field. This will assist the office to accomplish more meaningful totals and average.



**Newport Beach Organic Dentistry
Production by Provider**

Provider	ShortID	#Perf	Charges \$	Office Default NPB	Avg \$	Total Dur. (Units)	Avg. Dur. (Units)	Eff. Rate \$	Per %
Carson, Kathleen	01KC	12	3,410.00	4,223.00	284.17	4.00	0.33	852.50	45.80 %
Jones, Jason	00JJ	6	1,435.00	2,269.00	239.17	16.00	2.67	89.69	19.27 %
Organic Dentistry Of, The Universe	99HS	2	2,400.00		1,200.00	0.00	0.00	2,400.00	32.24 %
Pitt, Brad	03BP	1	12.00	150.00	12.00	4.00	4.00	3.00	0.16 %
Thomas, Janet	02JT	3	188.00	272.00	62.67	6.00	2.00	31.33	2.53 %
Total :		24	7,445.00	6,914.00	310.21	30.00	1.25	248.17	

From : 12/1/2015 Providers : ALL
 Thru : 12/31/2015 FeelD : 1

* Includes UCR.

Production by Provider

Printed : 1/21/2016 10:53:39 AM

PlanetDDS (c) 2003 - 2016

Page : 1 of 1